

Durham LDS & Autumn Small Boats Head 2018

Competitors Instructions

Please Read Carefully

This race will be held under the British Rowing Rules of Racing, Guide to Safe Practice in Rowing, Local Rules, information published on the event poster, Marshals instructions and any other instructions issued by the Race Committee. Please read these Competitors Instructions carefully. Any serious transgression of these Instructions may result in disqualification by the Race Committee.

SAFETY

It is the competing clubs' responsibility to ensure that all of their crews, scullers, coaches and those charged with the welfare of those racing have read and understood the following instructions. Captains and coaches must ensure that only competent crews have been entered and that their crews are properly prepared for the race. All Coxes must be sufficiently competent and inexperienced crews should have experienced coxes.

Captains should ensure that their crews follow the standards for safety set out in the British Rowing Guide to Good Practice in Rowing. That all equipment is safe and secure in particular bow balls and heel restraints. All coxes must wear a PFA (personal flotation device) on top of other garments as must any competitor who cannot demonstrate the ability to meet the swimming standard or if they suffer from any medical condition, which means they could become unconscious or immobile.

Coxes, crews and scullers should all be suitably dressed for the weather conditions, it can be very cold and boats could be on the water for up to two hours. ***Hypothermia is a real danger*** so hats, gloves and other warm clothing are essential. Any competitor without sufficient kit or safety equipment will be returned to the nearest landing stage and may be disqualified as per the British Rowing Rules of Racing.

The Committee does not accept any liability for crews or their equipment.

ACCESS AND PARKING

Most crews will be boating from Durham ARC and boating times (for all boats) will be published on the final draw.

Trailers

Trailers should be taken down Green Lane and parked in the club car park unless otherwise directed. There should be no towing vehicles or cars in the car park as all the space is required for trailers and rigging boats.

Cars

All cars should be parked on the unmade-up road adjacent to Green Lane. **Please note the University Parking Regulations do not apply on Race days so you may ignore the signs.** There is further parking beyond the boat house, through the gate on the grass but please do not park close to the finish line as the finish officials need a clear view down the river at all times.

REGISTRATION AND RACE NUMBERS

Race Control will be in the club office, on your right as you enter the club house. Please collect your race number from here, there will be both plastic numbers for the boat as well as a paper number for bow's racing kit.

REMEMBER if your number is not visible you will not be timed.

Please return the plastic numbers at the end of the race.

Any crew substitutions or scratchings should be notified to Race Control as early in the day as possible. This is an important safety requirement.

BOATING

Please ensure you comply with the published boating times. These times will be enforced for ALL boats, not just those boating at DARC. This is so all boats arrive at the marshalling area in the correct order, making marshalling easier. Make sure your blades are beside (not on) the steps so you can reach them quickly once your boat is on the water. Boat with the bows upstream. Marshals will be on the landing stage to help you to boat quickly and safely, please listen to their instructions. Move off the landing stage to make any final adjustments to allow the next crew to boat as quickly as possible. There will be random checks of race licences, boats and equipment. It is the competitor's responsibility to ensure they comply.

GETTING TO THE START

The start is approximately 2,000m downstream from the boathouse. Once you have left the landing stage turn when it is safe to do so. You should proceed down the river close to the starboard (bow) (Pelaw Wood) bank in single file. You may overtake a slower crew, assuming that the river is clear, but then move back in. There may be crews coming up the river or joining from other landing stages so do not assume it will be clear. After passing under Baths Bridge and Elvet Road Bridge you need to go through Arch 2 of Elvet Bridge then proceed down to the marshalling area.

MARSHALLING

Please take time to look at the Marshalling Plan so you know roughly where you will be, which side of the river you will be marshalling on and which way the boat should be pointing. Always listen to the Marshals and obey their instructions. Keep your kit on until you are turned and ready to race. As you approach the start keep close to the boat ahead of you.

DURING THE RACE

During the race, you should be prepared to stop and give assistance to any crew or competitor that is in danger and bring to the attention of umpire, marshal, launch crew or other officials any incident occurring.

In the race, crews being overtaken must move over to give the faster boat the best racing line, as a general guide, on the bends the slower crew should move to the outside of the bend and on the straights they should move to the middle of the river. Marshals may impose time penalties on slower crews for failing to clear the racing line. The overtaking crew are responsible for maintaining a safe line whilst overtaking, all crews have a responsibility to avoid a collision and may be penalised if judged to have caused or contributed to a collision. Crews in bow-coxed boats must make their cox aware of any overtaking crew.

Crews should pass through Arch 1 of Elvet Bridge (the widest and with the best line) unless instructed to pass through Arch 2 (need to steer hard as you come out of this arch) by an official. ***DO NOT use either of the other arches, TIME PENALTIES will be awarded to any crew using these arches as they are not safe.***

FINISH

At the finish do not stop, keep paddling light to clear the finish area for the following crews. Continue upstream to disembark once there is space on the landing stage or, for crews who need to go down the course to another boat house, wait until you are told you can turn then wait on the starboard (bow) side bank until the last boat has finished and you are told you can proceed down the course.

TIME PENALTIES & DISQUALIFICATION

Please ensure that you boat on time. Marshals on the landing stages will award time penalties or even turn crews away if they are late.

A 10 second penalty will be imposed for:

Being 10 minutes late to boat

Failure to be at your marshalling station 5 minutes before the advertised race start time

A 20 second penalty will be imposed for:

Being 20 minutes late to boat

Impeding other racing crew/s

Unsportsmanlike behaviour

Failure to follow a race official's instructions

Taking the incorrect arch through Elvet Bridge

In extreme cases you may be disqualified.

CYCLING

Durham ARC remind competitors, spectators and officials that cycling is not permitted between Brown's Boathouse ('The Boat Club') and Count's House and that public access along the riverbank has NOT been closed for this event. Cycling on the bank above Brown's Boathouse can only be on the Pelaw Wood side cycle path. Durham ARC Regatta Committee accept no liability for any competitors, spectators or members of the public injured as a result of a cycling.

REFRESHMENTS

Refreshments will be available throughout the day at DARC boathouse.

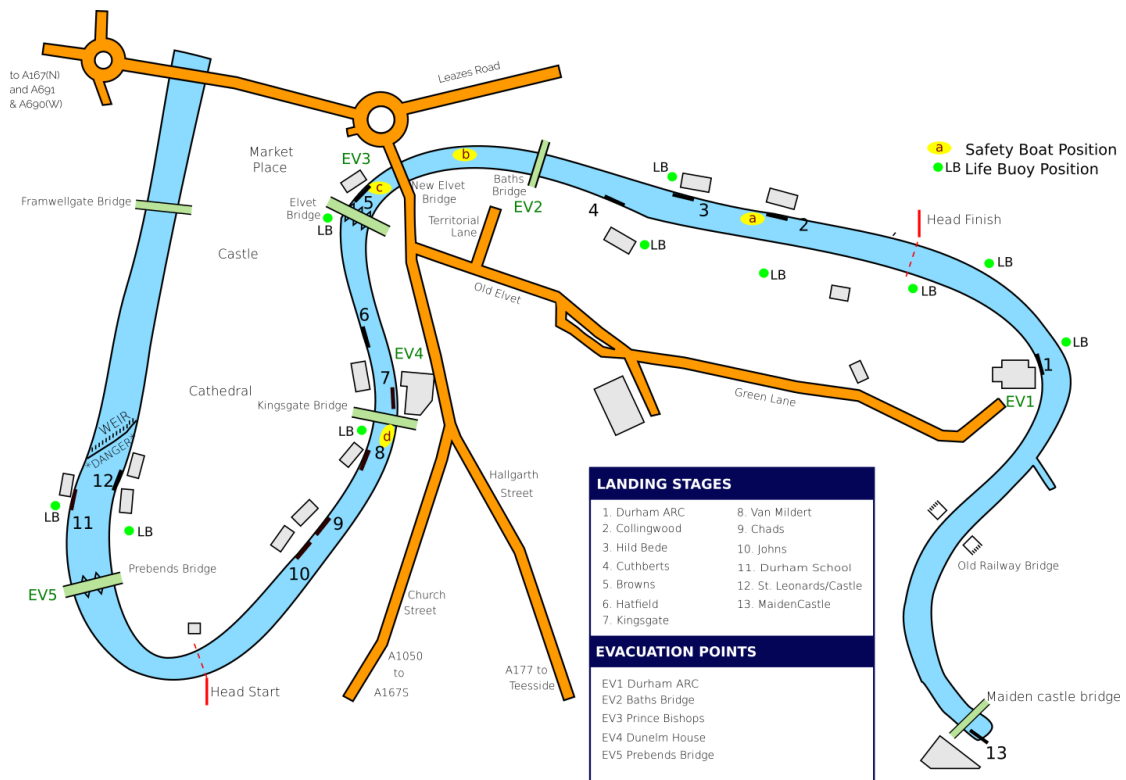
TOILETS AND SHOWERS

These are available in DARC boathouse.

RESULTS AND PRIZE GIVING

The results of each division will be made available as soon as possible after each division. They will be posted in the boathouse and put on-line. Prize giving will follow as soon as possible after the end of the last division and will take place in the hall.

Figure 1: River Wear Plan



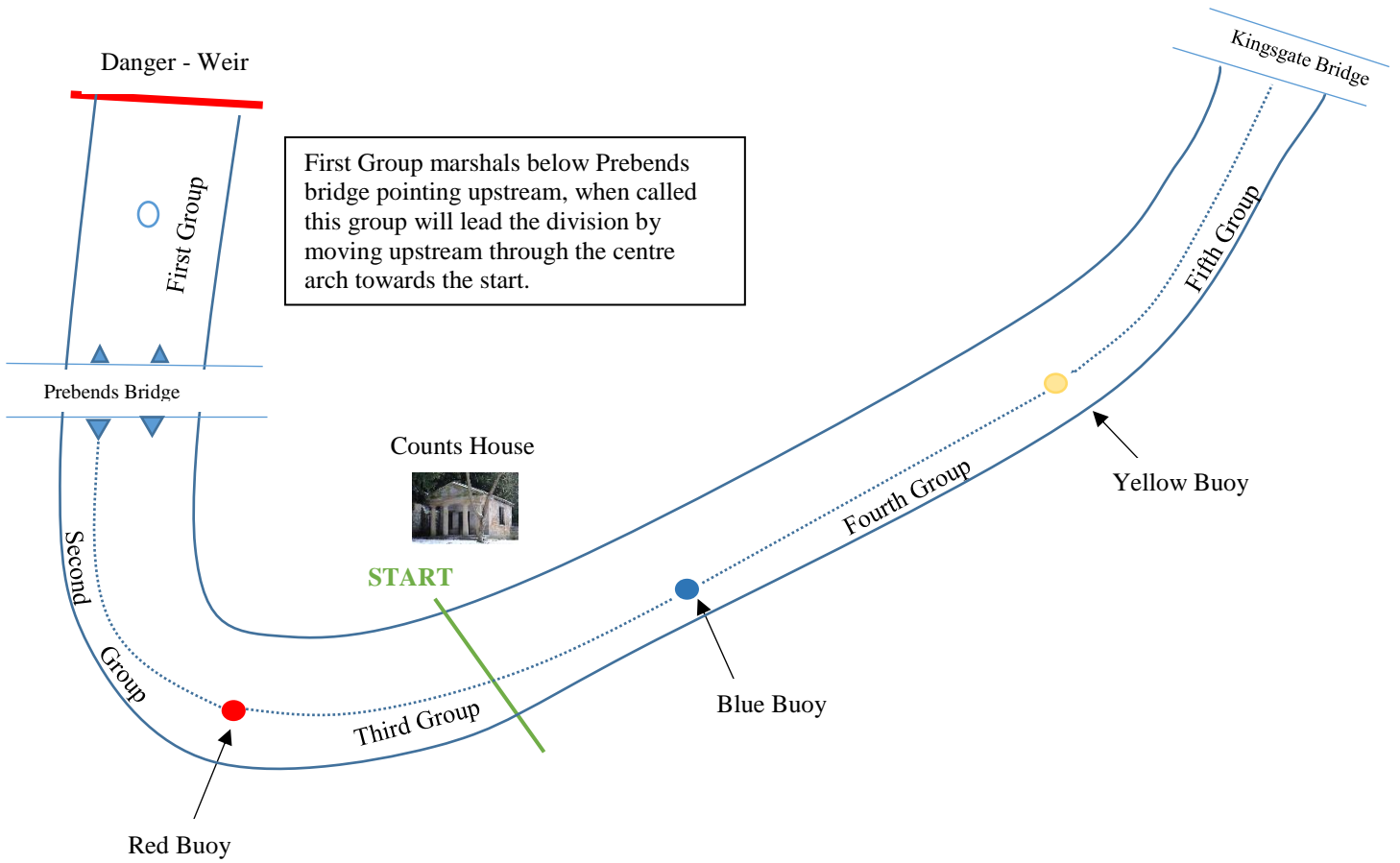
Umpires located at:

- Dunelm House landing stage
- Elvet Bridge (towpath downstream)
- New Elvet Bridge
- Baths Bridge

Marshals located at:

- UCBC/ St Leonard's Boathouse
- Durham School
- Before counts house
- Downstream of St John's BC Boathouse
- Above Finish
- Durham ARC landing stage

Figure 2: Marshalling Plan

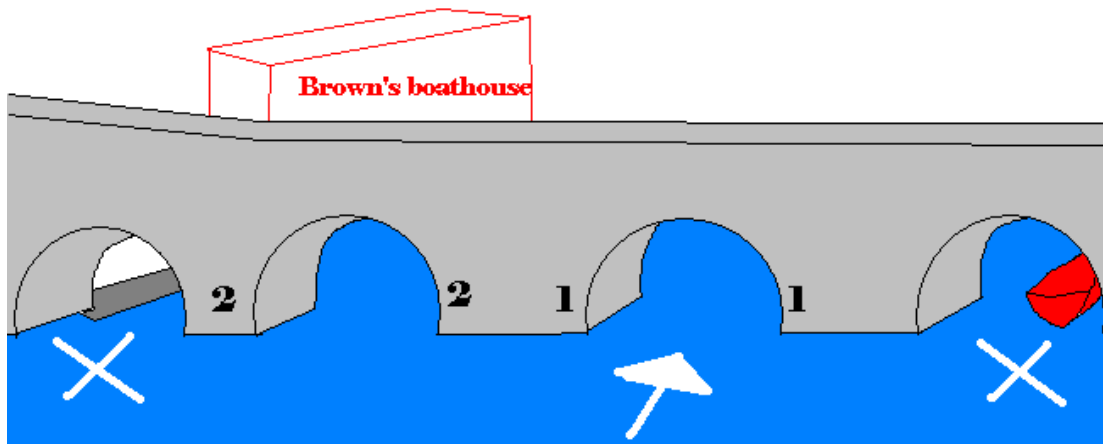


First Group marshals below Prebends bridge pointing upstream, when called this group will lead the division by moving upstream through the centre arch towards the start.

Groups 2 – 5 will marshal between the boys facing downstream (unless instructed otherwise). When called they will move downstream through the left hand arch of Prebends bridge, turning around the white buoy and upstream through the centre arch to proceed to the start.

		Division			
		LDS	SBH 1	SBH 2	
Group	1	Crews 1 to 20	Crews 102 to 120	Crews 206 to 220	
	2	Crews 21 to 40	Crews 121 to 140	Crews 221 to 240	
	3	Crews 41 to 60	Crews 41 to 160	Crews 241 to 260	
	4	Crews 61 to 80	Crews 161 to 180	Crews 261 to 280	
	5	Crews 81 to 101	Crews 281 to 205	Crews 281 to 307	

Figure 3: Elvet Bridge



Elvet bridge is situated approximately half way up the course. There are only TWO arches that crews should use, numbered 1 and 2 as shown above (the diagram is viewed from the perspective of a cox travelling upstream in the race).

Arch number 1 is slightly wider and does not kink in the middle. It provides the best line and is easier to correct if you get it slightly wrong.

If you are instructed by officials, you must take arch number 2. This will require significant corrective steering in order to avoid the landing stage on the far side. This arch is narrower and kinks slightly in the middle, you will need to steer in the middle to get through.

Do not use either of the other arches. The one next to arch 1 often has a moored boat in it which you would hit. The one next to arch 2 does not provide enough space for boats as the landing stage actually goes into the arch. **Time penalties will be awarded against crews using these arches**

3.4 Contact Details and Officials

Timing:

Richard Mortimer 07817223485
Mark Bell 07787110680

Contact Details and Officials

Race Control:

Linda Forwood	Event Secretary	07961823320
Boathouse	Event Control	01913866431
Dave Oliver	Safety Advisor	07709765085

Stephanie Snowball	Welfare Officer	07761089183
Mark Bell	Timing	07787110680

Race Committee:

Charly Curtis	Deputy Chair of the race committee	07907543637
Mark Bell	Chair of the Race Committee	07787 110680

Durham Police	101
University Hospital of North Durham	0191 333 2333
Ambulance/Fire/Emergency	999 or 112
Prince Bishop Shopping Centre	0191 3750416
(for Emergency access only to Elvet Riverside)	
Prince Bishop River Cruiser	0191 386 9525
	07764767928